

General

ColossusXT In-Wallet Governance UI Guide

Masternode holders can now participate in COLX governance budget proposals by using in-wallet voting options rather than by manually entering lengthy mnbudget commands in the debug console.

Install Latest ColossusXT Wallet

For new installs or updates to existing versions on Windows and Mac machines, use the [Windows / Mac Install & Update Guide](#).

For new Linux installs, use the [Linux Install Guide](#).

To update an existing Linux install, use the [Linux Update Guide](#).

Synchronize Wallet

Before you can participate in governance, your wallet must be fully synchronized. Look for the green check mark in the lower right corner of the wallet application:



Start Your Masternodes

Your masternodes must be running before you can participate in ColossusXT proposals.


Using The Governance UI

Click the Governance icon on the left menu bar to open the Governance UI.

General

 ColossusXT Core - Wallet

File Settings Tools Help




GOVERNANCE

Note: Governance objects in your local wallet can be pruned. Always wait for wallet sync and additional data before pruning.

Search:

Name	Block
DevelopmentFund8	6912
MarketingBudget4	6912
DevelopmentFund7	6480
MarketingBudget3	6480



Vote YesVote NoVote Abstain

- Overview
- Send
- Receive
- Transaction
- Privacy
- Masternodes
- Governance**

The Governance UI will display currently active and upcoming budget proposals,

General

along with their start and end blocks, voting status, and their payment value.

To view detailed information on any proposal, click the link icon to open the proposal's page on the ColossusXT forums:

GOVERNANCE

Note: Governance objects in your local wallet can be potentially incorrect.
Always wait for wallet sync and additional data before voting on any proposal.

Search: ☐ Show previous proposals

Name	Block Start	Block End	Yes	No	Sum	Monthly Payment	Total Payment	URL	Info
DevelopmentFund8	691200	734401	1	0	1	4950000.00	4950000.00		
MarketingBudget4	691200	734401	1	0	1	1500000.00	1500000.00		
DevelopmentFund7	648000	691201	66	0	66	4950000.00	4950000.00		
MarketingBudget3	648000	691201	66	0	66	1500000.00	1500000.00		

Once you have evaluated the proposal and are ready to vote, click the proposal so that it's highlighted in green, then click the voting button for your vote. Click Yes at the vote confirmation window to place your vote:

GOVERNANCE

Note: Governance objects in your local wallet can be potentially incorrect.
Always wait for wallet sync and additional data before voting on any proposal.

Search: ☐ Show previous proposals

Name	Block Start	Block End	Yes	No	Sum	Monthly Payment	Total Payment	URL	Info
DevelopmentFund8	691200	734401	1	0	1	4950000.00	4950000.00		
MarketingBudget4	691200	734401	1	0	1	1500000.00	1500000.00		
DevelopmentFund7	648000	691201	66	0	66	4950000.00	4950000.00		
MarketingBudget3	648000	691201	66	0	66	1500000.00	1500000.00		

Confirm YES vote

Are you sure you want vote YES on MarketingBudget4 proposal with all your masternodes?

Yes

Cancel

Vote Yes

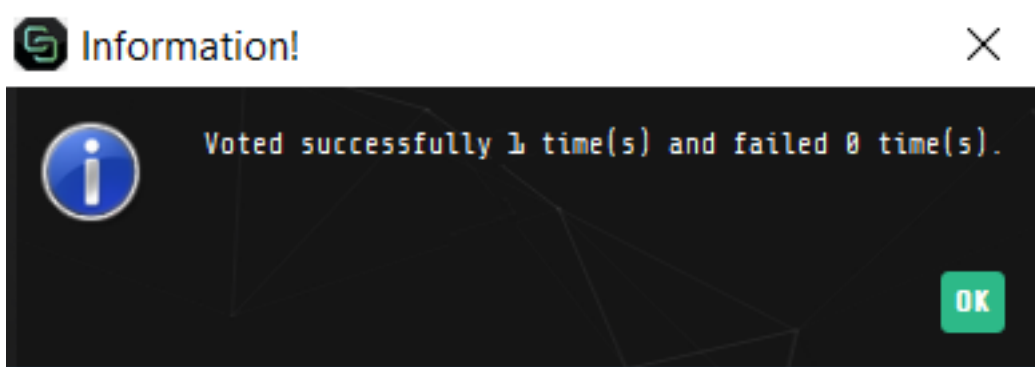
Vote No

Vote Abstain

Update Governance

General

One vote will be placed for each Masternode currently running from this wallet. After voting, review the Information screen to verify that your votes were successful:



Thank you for participating in ColossusXT Governance!

Unique solution ID: #1045

Author: n/a

Last update: 2020-06-09 14:23